



## POWERFUL AND EFFICIENT

### How the CERON Type 308 works

The CERON Type 308 consists of a feeding hopper, a shredding rotor with radially arranged shredding tools, a shredding comb and a hydraulic power pack. When things get down to the nitty-gritty, the material is fed into the feeding hopper from above by means of a wheel loader or hydraulic grab arm and processed by the shredding rotor, which is outfitted with wear-resistant steel teeth. The actual shredding pro-

cess is controlled by an adjustable, hydraulic counter comb. An especially smart feature: when overloaded, the comb gives way automatically before returning to its operating position of its own accord. The shredded material then falls out at the bottom or is dropped off a discharge conveyor onto a separate belt conveyor. The ultra-modern, maintenance-free AC drive with intelligent variable fre-

quency technology powers the shredding rotor directly and can even generate the necessary breakaway torque from a standstill. Power is transferred to the shredding rotor via a flexible coupling, a large-scale belt drive and a bevel gearbox. Meanwhile, the hydraulic pump that powers the hydraulic elements is driven by a separate electric motor.

#### DAS IST DOPPSTADT

Doppstadt is one of the world's leading suppliers of innovative solutions in the field of environmental technology. The company specialises in the treatment and processing of reusable materials obtained from waste, biomass, earth, sand and gravel. Its portfolio includes easy-to-maintain, easy-to-use machines for the most complex and

challenging applications such as crushing, separating, sifting, mixing, splitting, wet processing and conveying. The company employs 700 people in locations all over the world to work on its machines, processes and solutions. The Group has an international network of dealers, with 42 partners in 45 countries. The Doppstadt Group was

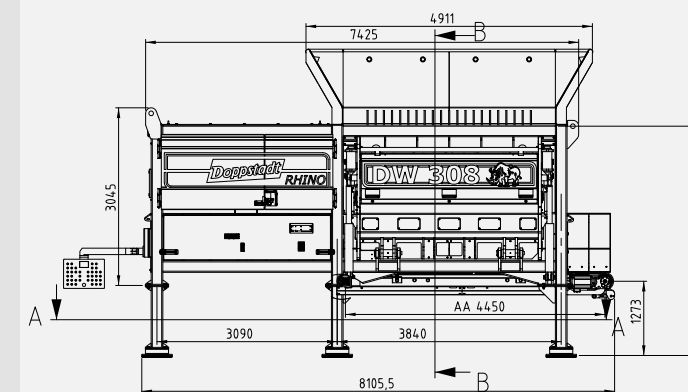
founded in 1965 and has centres of expertise at Velbert (prototype development and production), Wülfrath (sales and service), Calbe (series production) and Wilsdruff (water based separation), in Germany.

## TECHNICAL DETAILS

### CERON TYPE 308

Frame	Stationary	
Total weight (kg)	38,000-45,000	
Length (mm)	7,425	
Width (mm)	3,072	
Height (mm)	3,045	
Transport width (mm)	3,072	
Transport height (mm)	3,045	
Transport length (mm)	7,425	
Motor type	Three-phase AC	Three-phase AC
Manufacturer	ABB	ABB
Rated Power (kW/hp)	315 / 428	450 / 611
Torque (Nm)	2,000	2,900
Loading width (mm)	3,640	
Loading height (mm)	(dependent on selected elevation) 3,930 at 1,200 mm elevation	

### CERON TYPE 308




### ROTORS

Number of rotors	1
Rotor length (mm)	3,000
Rotor diameter (mm)	800-1,000
Rotor speed (rpm)	dependent on configuration 13-35
Number of rotor teeth	dependent on configuration
Rotor configurations	Freely selectable shredding system in sizes M, L and XL (see image right), refitting with other teeth sizes possible


#### ROTOR XL TEETH



#### ROTOR L TEETH



#### ROTOR M TEETH



April 2018



Best Solution. Smart Recycling.

doppstadt.com



Werner Doppstadt  
Umwelttechnik GmbH & Co. KG  
Steinbrink 13, D-42555 Velbert

doppstadt.com

Telefon +49 2052 889-0  
info@doppstadt.de



## STRONG AS A RHINO

### The CERON Type 308

Its nickname "Rhino" says it all: the CERON Type 308 – as robust and powerful as a rhino. It unites the best technology in a stable, heavy-duty machine frame. It is easy to operate and lets you master even the toughest challenges efficiently. Driven by a high-powered 450 kW motor, the machine can reach unprecedented throughputs while performing at the highest efficiency. Motor speed can be

individually controlled and perfectly adjusted to the job at hand. The large safety doors enable quick access to relevant components for effective machine maintenance.

Meanwhile, the combination of the easy and innovative operating controls of the CERON series and the robust electric direct drive promises optimal results even under the most difficult

conditions. Furthermore, the shredding tools of the CERON Type 308 are the same as those installed in the stationary DW series and can be used in both applications. This makes the stationary machine a true master of adaptation, meaning it is hard to top in terms of flexibility, efficiency and economy.

#### SLOW SPEED SHREDDER LINE

Our SLOW SPEED SHREDDER LINE includes all primary shredders that have a slow speed of operation. As is usually the case at Doppstadt, we developed these machines with solutions in mind and based them on the demands and challenges of our customers. The rest comes down to our expertise with

high-quality, future-proof technology that we have successfully developed over the course of many years. The CERON Type 308 is not just a worthy successor to the seasoned Mammoth model, it is also the largest stationary single-shaft shredder of its class. But as they say, size is not

everything, which is why the machine is jam-packed full of ultra-modern technology that is capable of handling the challenges of tomorrow today, while also covering a broad spectrum of input materials.



#### CENTRAL LUBRICATION SYSTEM

Most of the lubrication points are automatically and reliably supplied with grease via the central lubrication system. This significantly reduces servicing time.



#### DRIVE AND TRANSMISSION

The 450 kW drive enables unparalleled throughputs. The three-phase variable-frequency drive powers the shredding rotor directly and can even generate the necessary breakaway torque from a standstill.



#### HYDRAULIC POWER PACK

The well thought-out hydraulic power pack impresses with its short hose lengths, space-saving layout, protected placement and its excellent accessibility.



#### MATERIAL INTAKE/ QUICK-CHANGE SYSTEM

This system ensures high throughputs and quick tool changes. Teeth are available in sizes M, L and XL.

#### LIMITER ELEMENTS

Innovative system in which the individual gimbal-mounted limiter elements can give way to let any unwanted foreign bodies pass.



#### COMB HATCH

The hydraulically opening comb hatch, with integrated walkway for easy maintenance, allows for user-friendly access and the quickest possible replacement of wear parts.



## CERON TYPE 308

### At a glance:

- The three-phase variable-frequency drive powers the shredding rotor directly and can even generate the necessary breakaway torque from a standstill.
- The 450 kW drive enables unprecedented throughput capacities while performing at the highest efficiency.
- Time-consuming and labour-intensive maintenance work on the DC motor is a thing of the past.
- The process performance motors of the efficient ABB drive do not overheat, even running at full power in dusty conditions.
- High energy efficiency thanks to the electric direct drive and avoidance of hydraulic drive components.
- Best possible access to the shredding chamber for easy replacement of wear parts
- All tooth configurations can be deployed without difficulty.
- The shredding system with a Vario Comb can be freely selected in the sizes M, L and XL.
- The newly developed electrical bus control system means there are less cables, a greater level of safety and a significant reduction in sources of error.
- The machine can be integrated into a facility in just a few steps and be incorporated in systems such as PROFIBUS or PROFINET.